



Are you aiming to join West Bengal's Public Service Commission? Then, WBPSC Clerkship 2024 exam could be an ideal opportunity for you! However, numerous aspirants are trying for this position. You need to put in extra effort to rise above others. This blog aims to provide you with WBPSC Clerkship 2024 Preparation Strategy so that you can ace your exams. We'll provide you with effective strategies, expert advice, and comprehensive guidance to navigate every step of your preparation journey. So, get on this journey and fulfill your dreams.

WBPSC Clerkship 2024 - Preparation Strategy

We know that you are tensed about the WBPSC Clerkship exam. That is why we are here to help you out. To excel in the WBPSC Clerkship Exam 2024, you need a well-organized study plan along with useful strategies and effective tips. Here are some actionable strategies and tips to help you crack the WBPSC Clerkship Exam 2024:

- Mastering the exam pattern and syllabus is crucial for success! Understand the exam structure and the topics covered in each section properly.
- Equip yourself with the right resources! Textbooks, previous-year question papers (PYQs), and online materials tailored for the WBPSC Clerkship Exam will help you conquer the exam.
- Don't just study; test your knowledge! Regularly practice mock tests to become accustomed to the format, time constraints, and questions you'll encounter on exam day.
- Consistently review and practice your subjects daily to ensure you retain what you've learned. Regular revision is essential for success.
- Make sure you grasp the concepts completely by creating mental images, which helps your brain to better retain the information.

WBPSC Clerkship 2024 Preparation Strategy – Toppers Advice

If you're looking for effective revision strategies and tips to excel in the exam, we've got you covered! Here are some last-minute WBPSC Clerkship 2024 Preparation Strategies and tips for cracking the WBPSC Clerkship Exam 2024. Keep yourself calm and don't over-stress. Believe in yourself and study as though you want to achieve this at any cost.

- Avoid the temptation to cram too much information. Instead, concentrate on reviewing fundamental concepts, formulas, and critical facts you have already studied.
- Fit in a few quick mock tests or practice questions tailored to the format of the WBPSC Clerkship Exam. This will help maintain your sharpness and exam readiness.
- Organize all your exam essentials the night before like your admit card, a valid photo ID, pens, pencils, and a transparent water bottle etc.
- Adhere to a specific study schedule and stay committed to it.
- Allocate appropriate time to each section based on its importance. Don't linger too long on a single question; move forward and return if time permits.
- Avoid excessive worry, stay calm, and maintain regular revision. Ensure you get adequate sleep before your exam day.


Keep in mind, these last-minute strategies and tips for excelling in the WBPSC Clerkship Exam 2024. Have faith in your preparation, maintain your concentration, and give it your all!

WBPSC Clerkship 2024 Preparation Strategy – Exam Pattern and Marking Scheme

Comprehending the exam pattern and marking scheme is essential for you. It will give you information about the framework of the exam and maximum marks of the papers. Now, let's delve into the WBPSC Clerkship exam pattern. Generally, the **West Bengal Public Service Commission** Clerkship exam comprises three stages:




- An objective-type test
- A descriptive-type test
- A computer proficiency and typing test.

WBPSC Clerkship Preliminary Exam Pattern 2024



WBPSC Clerkship EXAM PATTERN

Lets begin to prepare for the exams in the given chronology!

	General Studies	Maximum Marks	Time Duration
<div>  <p>Part I</p> </div>	<div> <p>+</p> <p>Arithmetic</p> <p>+</p> <p>English</p> </div>	100	90 minutes
<div> <p>+</p> <div>  <p>Part II</p> </div> </div>	<div> <p>English</p> <p>+</p> <p>Bengali/Hindi/Urdu/ Nepali/Santali</p> </div>	100	60 minutes
<div> <p>+</p> <div>  <p>Computer Ability and Typing Test</p> </div> </div>	<div> <p>In this stage, your typing speed and basic computer knowledge will be assessed.</p> </div>	-	-

[Source: The Dhronas]

Let us now understand the structure of the preliminary examination with help of some pointers:



- **Subject:** English, General Studies and Arithmetic
- **Total Questions:** 100
- **Total Marks:** 100
- **Duration:** 90 minutes
- **Negative marking:** 0.25
- **Type:** Objective-type test

WBPSC Clerkship Mains Exam Pattern 2024

Since you are well aware of the exam pattern of the preliminary examination, let us update you on the marking scheme for the Mains examination:

- **Subject:** English and Bengali/Hindi/Urdu/Nepali/Santali
- **Total Marks:** 100
- **Duration:** 60 minutes.
- **Type:** Descriptive-type test

Computer Ability and Typing Test

- This marks the final stage of the WBPSC Clerkship recruitment process for you, where your typing speed and basic computer skills will be assessed.

Moreover, for comprehensive information, you can consult our [WBPSC Clerkship Exam Pattern 2024](#) blog.

WBPSC Clerkship 2024 Overall Topics

Now that we have looked at the WBPSC Clerkship 2024 Preparation Strategy and the exam pattern, let us look at the exam syllabus for the WBPSC Clerkship exam 2024. Use the syllabus to identify which topics require additional focus. It will assist you in organizing your studies and focusing on what is more important.

Part I

Arithmetic

- Simplification/ Approximation
- Percentage
- Profit & Loss
- Time & Work
- Speed, Time and Distance
- Interest
- Ratio & Proportion
- Algebra
- Mixture & Allegations
- Number System

General Studies

- History
- Geography
- Polity
- Art and Culture
- Current Affairs
- Static GK
- State Specific GK

English

- Phrase Replacement / Sentence Improvement
- Voice
- Speech
- Word Replacement
- Synonyms or Antonyms
- Phrase or Idiom
- Fillers
- One Word Substitution
- Types of Sentence
- Spellings
- Correct sentence

[Source: The Dhronas]

Part II Exam

English

1. Creating an English report based on provided points or materials.
2. Summarizing or condensing a prose passage (Summary/ Precise).
3. Translating from Bengali/Hindi/Urdu/ Nepali/Santali, as required, into English.

Bengali / Hindi / Urdu / Santali

1. Composing a report using provided points or materials.
2. Summarizing a paragraph.
3. Translating from English into Bengali/ Hindi/Urdu/Nepali/ Santali, as needed.

[Source: The Dhronas]

Furthermore, if you want more details regarding the exam syllabus, refer to our blog on [WBPSC Clerkship 2024 Syllabus](#).

WBPSC Clerkship 2024 Preparation Strategy – Important Books

Using thorough study materials and reference books can offer valuable insights and solidify your understanding. The effectiveness of your preparation strategy for the exam depends on this foundation. Having the right resource is crucial for succeeding in the WBPSC Clerkship Exam 2024. Here is a carefully chosen collection of books to strengthen your preparation.



WBPSA Clerkship 2024 Preliminary Examination

- General Knowledge by Manohar Pandey
- General Studies by Disha Publications
- General Knowledge Manual by Edgar Thorpe and Showick Thorpe
- Quantitative Aptitude for Competitive Examinations by RS Agarwal
- Quantitative Aptitude for All Competitive Examinations
- Objective General English by R S Aggarwal and Vikas Aggarwal
- PSC Clerkship Examination (Bengali)
- WBPSA Clerkship workbook Bengali Medium
- Lucent's Sampurna Hindi Vyakaran Aur Rachna

We've reached the conclusion of the WBPSA Clerkship 2024 Preparation Strategy blog. We hope this blog has provided valuable insights into effective strategies for cracking the WBPSA Clerkship Exam 2024. You can check out the [official announcement](#) for WBPSA Clerkship to get more information about it. If you have any further questions, feel free to leave them in the comments, and we'll give you a detailed response. To find more details, please visit [the Dhronas](#) and browse through our blogs to discover the information you seek.

